

P-tec Corp. Tel:(800)688-0613
 2405 Commerce Circle Tel:(719) 589 3122
 Alamosa Co. 81101 Fax:(719) 589 3592
 www.p-tec.net sales@p-tec.net



PL00236 Series SMD LED 0603 Package

Features

- *Flat Lens Package 1.6 x 0.8 x 1.1mm
- *GaAsP Amber Chip used
- *Low Current Requirements
- *High Light Output
- *Compatible with IR Solder-Process
- *Industry Standard Footprint
- *2000 or 1000 pcs per Reel
- *RoHS Compliant

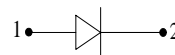
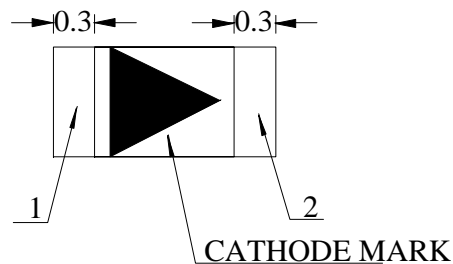
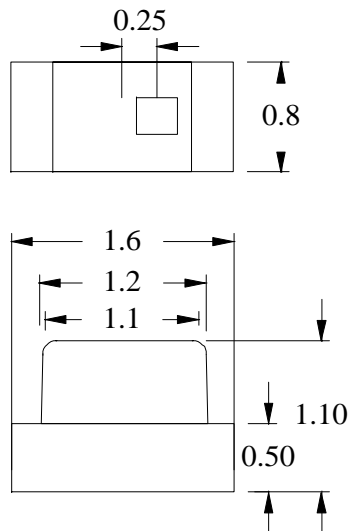
Absolute Maximum Ratings at T_A = 25°C

Power Dissipation.....	75mA
Reverse Voltage (<100µA)	5.0V
Max Forward Current	30mA
Peak Forward Current(1/10 Duty Cycle, 0.1ms Pulse Width).....	150mA
Operating Temperature Range	-40°C to + 85°C
Storage Temperature Range	-40°C to + 85°C
Reflow Soldering Temperature.....	260°C for 10 seconds

Electrical & Optical Characteristics at T_A = 25°C

Part Number	Emitting Color	Chip Material	Dominant Wave Length	Peak Wave Length	Viewing Angle 2θ1/2	Forward Voltage @20mA (V)		Luminous Intensity @20mA (mcd)	
						Typ	Max	Min	Typ
Water Clear Lens			nm	nm	Deg				
PL00236-WCA02	Amber	GaAsP	605	620	120°	2.0	2.5	5.0	12.0

Package Dimensions are in **Millimeters**. Tolerance is ± 0.15mm unless otherwise specified.



Recommended Soldering Pad Layout

